

# H 1 BEDROOM + 1 BATH

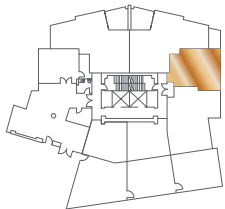


**HORIZON**  
TWENTY-ONE

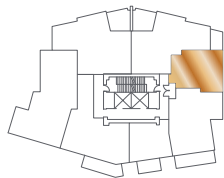
INTERIOR	EXTERIOR	TOTAL SPACE
507 SQ FT	63 SQ FT	570 SQ FT



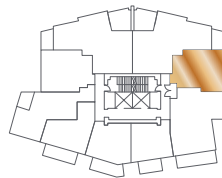
**LEVEL 3**



**LEVEL 4**



**FLOORS 5-13**



**FLOORS 14-18**

